

A modern interior space featuring a large window with a dark frame and frosted glass panes. To the right, a dark door is partially visible. The background wall is white with a pattern of dark, bare tree branches. The floor is dark and textured. The text "SLIDE AND HIDE" is overlaid in the center in a large, white, sans-serif font.

# SLIDE AND HIDE

# SLIDING CLOSET DOORS

An open and shut case. Get your closet design on the right track with these safe, stylish, easy-gliding doors. You can choose from a number of cutting-edge designs in frosted glass, milky glass or mirrors. All are framed in our sturdy, proprietary-formula aluminum. All panels are 5 mm tempered glass (most of our competitors use only 3 or 4 mm). All are constructed with dust-free

seals. And all feature our exclusive locking and roller systems, which provide the smoothest, quietest movement on the planet plus our doors will not leave their tracks. Add to that our surprisingly-affordable prices, amazingly-fast delivery, plus environmental friendliness...and it's no wonder we're considered the industry's trendsetter. The Sliding Door Co. It's an open and shut case!

## FRAMEWORK 1 1/2" OR 3" FRAME



SILVER




MAPLE




WALNUT



WENGE




BLACK



WHITE

## GLASS



FROSTED



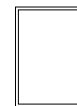
MILKY



MIRROR



LINEN



LAMINATED

## DECORATIVE DESIGN



TRIO



QUATTRO



PENTAGON



TOKYO



DUO T



COMBO

## STANDARD SIZES\*

WIDTH	HEIGHT	2-DOOR COMBO	3-DOOR COMBO	4-DOOR COMBO
24"	80" - 81"	48" - 49"	72" - 74"	96" - 99"
30"	96" - 97"	60" - 61"	90" - 92"	120" - 123"
36"		72" - 73"	108" - 110"	144" - 147"
40"		80" - 81"	120" - 122"	160" - 163"

\*Custom sizes available